

BUSTER + PUNCH

HARDWARE / EURO CYLINDER

TECH SPEC



EURO CYLINDER

A euro cylinder plate made from solid metal. Works great on all internal doors and can be teamed up with our matching door handles. Available in 3 metal finishes using brushed brass, steel and smoked bronze.

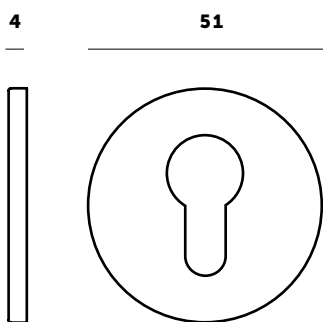
busterandpunch.com
info@busterandpunch.com

BUSTER + PUNCH

HARDWARE / EURO CYLINDER

TECH SPEC

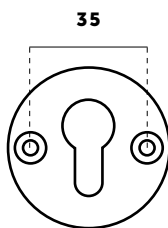
35 / SUITABLE FOR THE UK



PRODUCT INFORMATION

Type: 35 mm*
Use: Interior doors
Fixings: Fixings included.
Lock: Wood screw fixings**
Door thickness: 35 - 54 mm thick.
Rose: Pair of concealed fixing roses – slim profile, clip fit.
Box includes: 1x Pair of euro cylinder plate & screw fittings.
Material: Solid steel, brass or smoked bronze
Rose: 51 x 4 mm
Projection: 4 mm

FIXINGS



A cover plate is included to cover the screw holes

FINISH

-  steel
-  brass
-  smoked bronze

SKU

- UK-CYL-35-ST-A**
- UK-CYL-35-BR-A**
- UK-CYL-35-SM-A**

*This number indicates the cc millimetre measurement for the screw holes that are used to fit the round plate to the door. 38 mm is standard for the UK and some parts of Europe, 30 mm is standard for Sweden and most of Scandinavia.
 Recommended locks & latches from ZOO Hardware: Latch and Key Lock: **ZBSS64

CARE INSTRUCTIONS

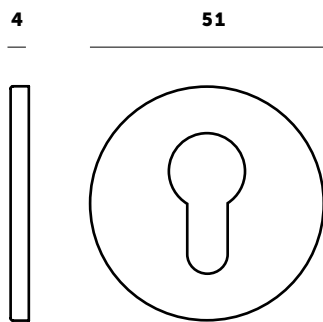
Wipe with damp cloth with no loose hairs, avoid using any chemicals. Please note all finishes are prone to aging.

BUSTER + PUNCH

HARDWARE / EURO CYLINDER

TECH SPEC

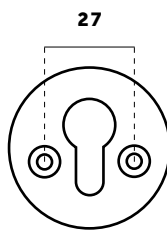
27 / SUITABLE FOR SWE



PRODUCT INFORMATION

Type: 27 mm*
Use: Interior doors
Fixings: Fixings included.
Lock: Bolt-through**
Door thickness: 35 - 54 mm thick.
Rose: Pair of concealed fixing roses – slim profile, clip fit.
Box includes: 1x Pair of euro cylinder plate & screw fittings.
Material: Solid steel, brass or smoked bronze
Rose: 51 x 4 mm
Projection: 4 mm

FIXINGS



A cover plate is included to cover the screw holes

FINISH

-  steel
-  brass
-  smoked bronze

SKU

- SW-CYL-27-ST-A
- SW-CYL-27-BR-A
- SW-CYL-27-SM-A

*This number indicates the cc millimetre measurement for the screw holes that are used to fit the round plate to the door. 38 mm is standard for the UK and some parts of Europe, 30 mm is standard for Sweden and most of Scandinavia.

**Recommended locks & latches from ASSA:
 Interior & bathroom doors: **ASSA 2020, 2014**

CARE INSTRUCTIONS

Wipe with damp cloth with no loose hairs, avoid using any chemicals. Please note all finishes are prone to aging.