

ANAGRAM TABLE LAMP

PRODUCT FACT SHEET



ANAGRAM TABLE LAMP

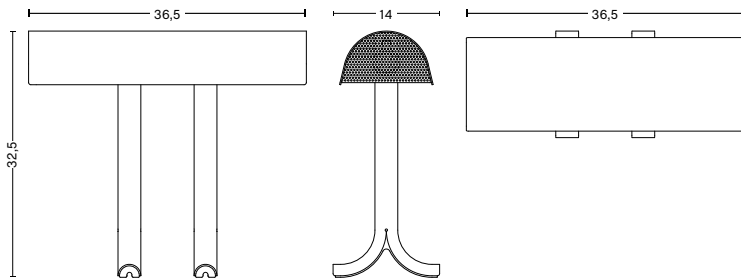
DESIGN BY SAM WELLER, 2022

Sam Weller's Anagram Table Lamp fuses functionality with visual appeal to create a table lamp with a robust construction and strong personality. Featuring a generously curved, glossy shade that sits atop two split anodised aluminium legs, the design's contrasting elements update the familiar lamp typology with an original and contemporary aesthetic. The durable sheet steel shade and tube legs are built to last, creating a solid presence that is characterised by its intuitive functionality. The lamp features an on/off toggle switch and uses standard retrofit bulbs, creating an ambient downlight that makes it equally suitable as a desktop-based lamp, or as a supplementary light source placed on a sideboard or windowsill. The shade is available in several different colour options.

HIGHLIGHTS

- Part of a progressive and technologically advanced lighting collection.
- Table lamp with a robust construction and strong personality.
- Featuring a generously curved, glossy shade that sits atop two split anodised aluminium legs.
- The lamp can be aligned and positioned differently thanks to a subtle cable exit detail at the base of the leg.
- CE and ETL approved for both EU and US markets
- The lamp is suitable for both private and office environments.
- Qualified for contract use.

DIMENSIONS



WIDTH 36,5 CM

DEPTH 14 CM

HEIGHT 32,5 CM

MATERIALS

SHADE

Pressed steel with a high-gloss wet spray finish.

LEGS

Pressed aluminium with a clear anodised aluminium finish. Die cast aluminium inner bottom legs.

CORD

Braided fabric cable with a silicone insulation and an on/off toggle switch.

OPTIONS

Incl. UK Plug converter.

COLOUR & FINISH

Please note that the colour codes are indicative.



CHARRED ORANGE



IRON BLACK



RICE



SEAWEED GREEN

TECHNICAL SPECIFICATIONS

RECOMMENDED LIGHT SOURCE*

2 x LED E14 (B10) | 2x LED E12 (B10), 5-8W (max. 8W), 500-800lm, 2700-3000K Warm white

DIMMABLE

No

POWER SUPPLY

220-240V AC at 50/60Hz

IP

20

CORD LENGTH

200 cm

SWITCH

Integrated On/Off toggle switch

*Bulbs not included.

TEST SPECIFICATION OUTPUTS*

FLUX (LUMENS)

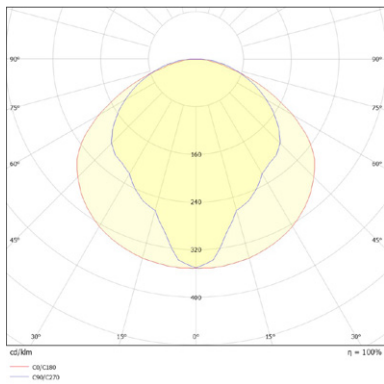
500-600lm

CCT (KELVIN) & CRI (1-100)

The levels will vary depending on the type of bulb used in the lamp.

*Photometrics and the test specification shown is taken using the recommended LED bulbs fitted in the production luminaire.

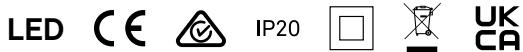
PHOTOMETRICS



CERTIFICATES

CE APPROVED

This product has been assessed and complies with the essential requirements of the relevant European directives.



Tested according to the following European EN IEC standards which relate specifically to electrical lighting products including:

- EN 55015:2013 (radio disturbance)
- EN 61547:2009 (EMC immunity)
- EN 61000-3-2:2014 (EMC compatibility)
- EN 61000-3-3:2013 (EMC compatibility)
- IEC 60598-2-4:2017 (portable luminaires)
- EN IEC 60598-1: 2021 (general requirements)
- EN 62493:2010 (human exposure to EMC)

COUNTRY OF ORIGIN

China

DOWNLOADS

Packshots and lifestyle photos, 2D / 3D files, care and maintenance, instructions, test certificates, product fact sheets, and product presentations are available in our Digital Library at hay.com.

[LINK TO DIGITAL LIBRARY](#)